

M12 female 90° with cable

RADOX EM 104 4x0.5 bk 5m

Female 90°

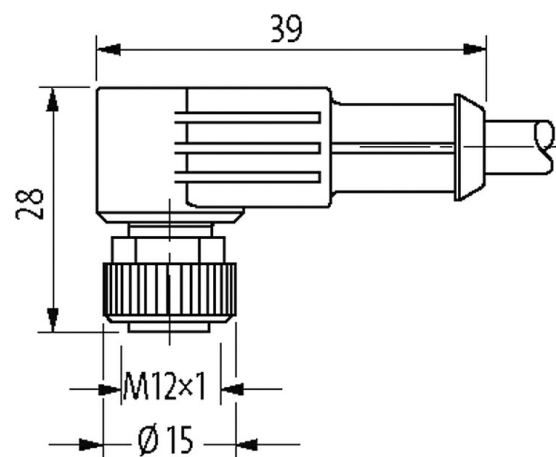

M12, 4-pole

with cable sleeves

Plastic housings with good resistance against chemicals and oils.

The resistance to aggressive media should be individually tested for your application. Further details on request.

Further cable lengths on request.

Link to Product**Illustration**

Product may differ from Image

Form

Form 12341

General data

Standards	DIN EN 61076-2-101 (M12)
Mounting method	inserted, tightened
Pollution Degree	3
Stripping length (jacket)	40 mm
Temperature range	-25...+85 °C, depending on cable quality

Cables

Cable identification	R03
Approval (cable)	DIN EN 45545-2, CE conform
Cable weight [g/m]	62,70
Material (wire)	Cu wire, tin plated
Resistor (core)	max. 40.1 Ω/km (20 °C)

Single wire Ø (core)	0.18 mm
Construction (core)	19× 0.18 mm
Diameter (core)	4× 0.5 mm ²
AWG	similar to AWG 20
Material (wire isolation)	Radox EI 303
Wire-Ø incl. isolation	1.42 mm ±5%
Color/numbering of wires	wh (bk num)
Stranding combination	4 wires twisted
Shield	no
Material (jacket)	Radox EM 104
Outer-Ø (jacket)	5.0 mm ±5%
Color (jacket)	black
Nominal voltage	600/1000 V AC
Test voltage	3500 V AC
Current load capacity	according to DIN VDE 0298-4
Temperature range (fixed)	-50...+120 °C
Temperature range (mobile)	-25...+90 °C
Bend radius (fixed)	3× outer-Ø
Bend radius (moving)	4× outer-Ø
Jacket Color	black

Technical Data

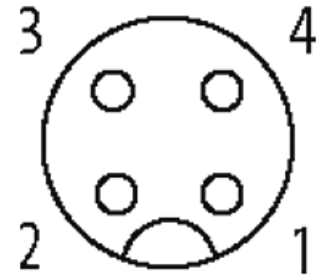
Operating voltage	max. 250 V AC/DC
Operating current per contact	max. 4 A
Rated surge voltage	2.5 kV
Material group	IEC 60664-1, category I
Coding	A-coded
Locking of ports	Screw thread (M12×1 mm) recommended torque 0.6 Nm, self-securing
Compression gland	M12 (SW13)
Locking material	Zinc die casting, matte nickel plated
Material	PUR
suitable for corrugated tube (internal Ø)	10 mm

Commercial data

country of origin	DE
customs tariff number	85444290
EAN	4048879810135
eClass	27279218
Packaging unit	1

Sketch

Female



Product may differ from Image